






































Table of Contents Page

	Foreword		
	Table of Contents		
	Executive Summary	1
	From the Editor	5
	Introduction	6
	Methodology	Phase I	7
		Data Collection	9
	Chapter 1	Population, Marriage and Family	11
		1.1 Proportion of Youth in Total Population	13
		1.2 Composition of Youth Population	15
		1.3 Average Age at First Marriage	16
		1.4 Fertility Rates and Mortality Rates	17
		1.5 Marriage Rates and Divorce Rates	18
	Chapter 2	Physical and Mental Health	19
		2.1 Physique and Physical Fitness	21
		2.2 Average Sleeping Time	25
		2.3 Smoking and Drinking Habits	26
		2.4 Interpersonal Relationship	34
		2.5 Suicide Rates (Number)	39
	Chapter 3	Education and Training	41
		3.1 Distribution of Students and Teachers by Education Level of Schools	43
		3.2 Local University Students by Disciplines	46
		3.3 Adult Education and Vocational Training	47
		3.4 Young Teachers as a Percentage of Total Teacher Population	48
		3.5 Literacy Rate and Educational Attainment	49
		3.6 Promotion Rates in Schools at Various Education Levels	50
		3.7 Drop-out Rates	51
		3.8 Distribution of Students by Type of School	52
	Chapter 4	Labour Force and Employment	53
		4.1 Employment Situation of Young People	55
		4.2 Average Income of Young People	57
		4.3 Composition of Youth Labour Force and their Skills	58
		4.4 Relationship Between Educational Attainment and Income	59

	Chapter 5	Cultural, Leisure, Recreational and Sports Activities	61
		5.1 Number of Books Owned Per Capita	63
		5.2 Average Reading Time Per Day	66
		5.3 Leisure Activities and Leisure Time Allocation	67
		5.4 Libraries in Macao and Utilization Rates	69
		5.5 Participation Rate in Cultural Activities	71
		5.6 Participation in Sports Activities	73
	Chapter 6	Civic Duties and Social Participation	75
		6.1 Participation in Elections (Political) and Exercising Voting Rights	77
		6.2 Participation in the Community (Including Voluntary Service)	79
	Chapter 7	Youth Crime and Deviant Behaviours	81
		7.1 Young Offenders—Statistics and Classification	83
		7.2 Reasons for Committing Crime and Classification	84
		7.3 Drug Addiction and Substance Abuse	89
		7.4 Changes in Statistics on Offenders in Youth Offenders Institute and Prisons	92
	Chapter 8	Values	95
		8.1 Attitude Towards Values in Life	97
		8.2 Family Values	98
	Chapter 9	Consumption and Quality of Life	99
		9.1 Housing Situation	101
		9.2 Income and Source of Income	103
		9.3 Expenses (Amount) and Allocation Ratios	105
		9.4 Family Commitment	106
	Chapter 10	Social Environment and Youth Policy	109
		10.1 Degree of Societal Concern on Youth Problem	111
		10.2 Information Technology and Growth of Young People	113
	Appendix I:	List of 80 Indicators Comprising the Macao Youth Indicators Profile Project	121
	Source of Information	125
	List of Tables and Figures	131
	References	139
	Acknowledgements	141