

Chapter 1

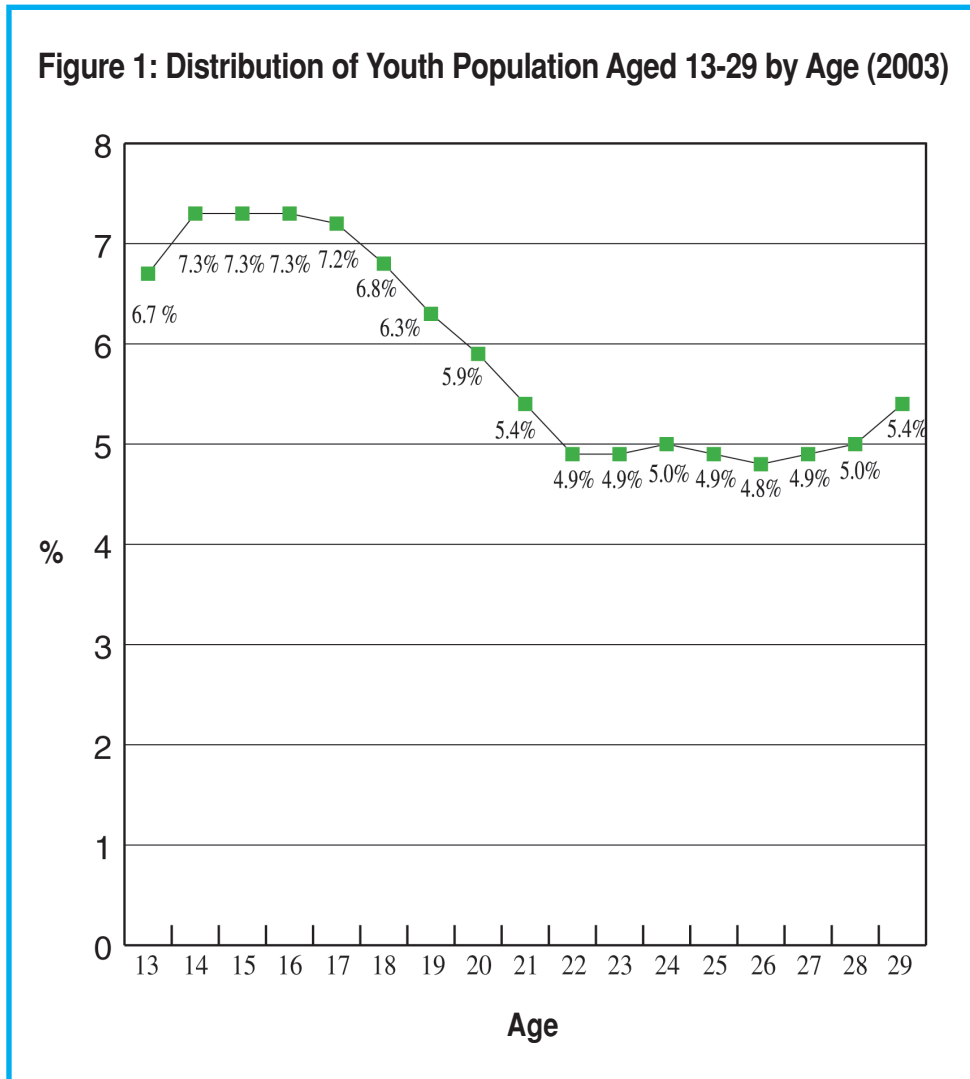
Population, Marriage and Family



1.1 Proportion of Youth in Total Population

Table 1.1a: Distribution of Youth Population Aged 13-29 by Age (2003)

Age	%
13	6.7
14	7.3
15	7.3
16	7.3
17	7.2
18	6.8
19	6.3
20	5.9
21	5.4
22	4.9
23	4.9
24	5.0
25	4.9
26	4.8
27	4.9
28	5.0
29	5.4
Total	100.0



Source: Statistics and Census Bureau, 2004.

According to an estimate on resident population in Macao conducted in 2003, in the youth population i.e. young people aged between 13 and 29, those aged 14, 15 and 16 together made up the highest proportion of all Macao young people, with each age group accounting for 7.3% of the total youth population. The age 26 group, being only 4.8% of the total youth population, recorded the lowest percentage.

Table 1.1b: Distribution of Youth Population (Aged 13-29) by Sex (2003)⁽¹⁾

Age	Male	Female	Both Sexes
13-29	57091(12.7)	61726 (13.8)	118817(26.5)
Total	215616 (48.1)	232879 (51.9)	448495 (100.0)

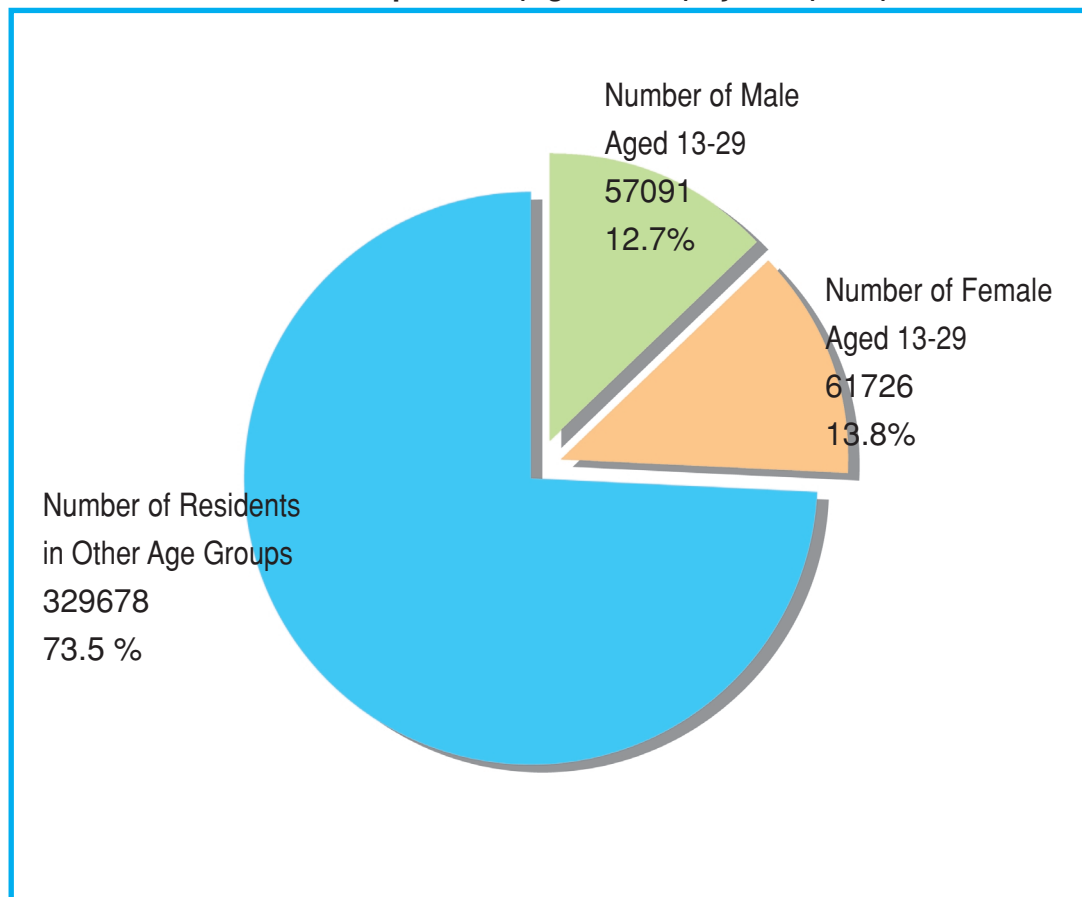
Figures in parentheses represent percentages in respect of the total in each specific age group.

Source: Statistics and Census Bureau, 2004.

Note (1): Reference date: 31 December 2003.

According to an estimate of Macao’s resident population conducted in 2003, the territory has a total population of 448,495, of which 215,616 were male, and 232,879 were female. 118,817 (persons) were aged 13 to 29, accounting for 26.5% of the total population. The number of male aged 13-29 was 57,091, accounting for 12.7% of the total population, whilst the number of female in the same age range was 61,726, 13.8% of the total population. The proportion of female aged 13-29 to the total population was 0.9% higher than that of male in the same age range.

Figure 2: Distribution of Youth Population (Aged 13-29) by Sex (2003)

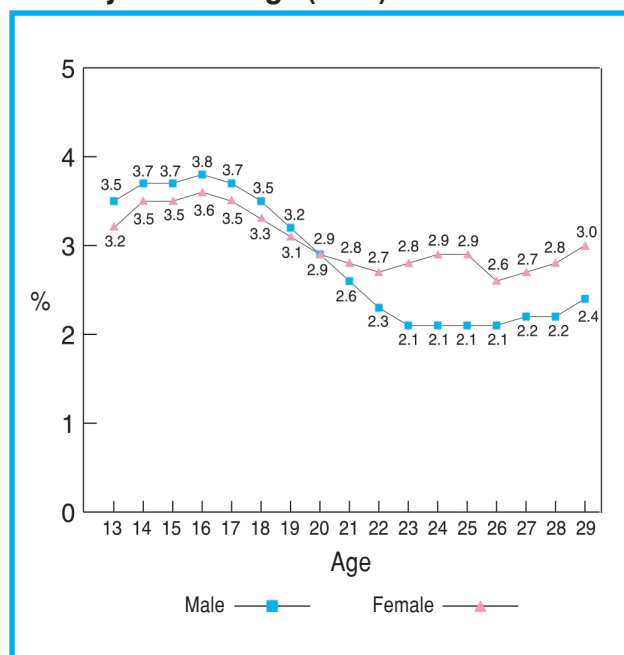


1.2 Composition of Youth Population

Table 1.2: Analysis of Youth Population Aged 13-29 by Age (2003)⁽¹⁾

Age	Male	Female	Both Sexes
13	4112(3.5)	3795(3.2)	7907
14	4423(3.7)	4199(3.5)	8622
15	4428(3.7)	4215(3.5)	8643
16	4476(3.8)	4254(3.6)	8730
17	4346(3.7)	4208(3.5)	8554
18	4125(3.5)	3971(3.3)	8096
19	3800(3.2)	3679(3.1)	7479
20	3498(2.9)	3490(2.9)	6988
21	3119(2.6)	3332(2.8)	6451
22	2677(2.3)	3195(2.7)	5872
23	2512(2.1)	3302(2.8)	5814
24	2505(2.1)	3479(2.9)	5984
25	2447(2.1)	3403(2.9)	5850
26	2524(2.1)	3133(2.6)	5657
27	2591(2.2)	3181(2.7)	5772
28	2660(2.2)	3289(2.8)	5949
29	2848(2.4)	3601(3.0)	6449
Total Youth Population	57091(48.0)	61726(52.0)	118817

Figure 3: Distribution of Youth Proportion Aged 13-29 by Sex and Age (2003)



Source: Statistics and Census Bureau, 2004.

Note: (1) Reference date: 31 December 2003

According to an estimate of Macao's resident population conducted in 2003, the youth population i.e. those aged between 13 and 29 stood at 118,817, of which 57,091 were male (48%), and 61,726 were female (52%). The highest number in the male youth population was registered in the 16 age group (4,476 persons), whilst the lowest figure was recorded by the 25 age group (2,447 persons). The 16 age group also accounted for the highest figure (4,254 persons) of the female youth population, whilst the lowest figure was recorded by the 26 age group (3,133 persons). From age 21 or above, females outnumbered males in each age group in a progressive manner.

1.3 Average Age at First Marriage

Table 1.3: Average Age at First Marriage (2003)

	Median Age
First Marriage for Females Aged 13-29	25.7
First Marriage for Males Aged 13-29	26.7
First Marriage for Females Overall	27.5
First Marriage for Males Overall	30.0

Source: Statistics and Census Bureau, 2004.

In 2003, the median age at first marriage for young people between 13 and 29 was below 30 for both sexes. The median age at first marriage for females was 25.7, while for males was 26.7. The median age at first marriage for females was 1 year lower than that of males.

Taking into account of the whole population, in 2003, the median age at first marriage for females in Macao was similarly lower than that for males, the respective figures for females and males being 27.5 and 30.0.

1.4 Fertility Rates and Mortality Rates

Table 1.4: Fertility Rates and Mortality Rates (2003)

2003	Per 1000
Fertility Rates of Young People Aged 13-29: Number of Live Births by Females Aged 13-29 vs Average Total Youth Population Aged 13-29	12.3
Mortality Rates of People Aged 13-29: Number of Deaths Aged 13-29 vs Average Total Youth Population Aged 13-29	0.3
Fertility Rate (Overall)	7.2
Mortality Rate (Overall)	3.3

Source: Statistics and Census Bureau, 2004.

In 2003, the overall birth rate in Macao was 72 live babies per 10,000 persons. For the youth population i.e. those aged 13 to 29, the number of live babies per 10,000 women in that age range was 123.

As for the overall mortality rate in the same year, the number of deaths per 10,000 persons was 33. Taking the youth population alone, the number of deaths was 3 per 10,000 persons.

1.5 Marriage Rates and Divorce Rates

Table 1.5: Marriage Rates and Divorce Rates (2003)

Marriage Rates and Divorce Rates	Per 1000
Marriage Rate (Aged 13-29)	7.8
Divorce Rate (Aged 13-29)	0.6
Marriage Rate (Overall)	2.9
Divorce Rate (Overall)	1.0

Source: Statistics and Census Bureau, 2004.

In 2003, the overall marriage rate was approximately 3 cases per 1,000 persons. The corresponding figure for those aged 13-29 was 8 per 1,000.

The overall divorce rate for Macao was 10 cases per 10,000 persons, whilst for those aged between 13-29, the corresponding figure was 6 per 10,000.